

HYSTEROSCOPIC RESECTION




Ingredients

- Lap trainer
- Red (or green) sweet bell pepper
- Scotch tape
- Cautery grounding pad
- 14 GA angiocath
- Suction tubing or smoke evac. extension


Steps



1. Clean pepper from the stem and the seeds




2. Put a cauterizing grounding pad on the bottom of the trainer
 - Secure with tape



3. Position pepper on the grounding pad, facing the opening towards the student
 - Secure with tape



4. Introduce 14 GA angiocath inside pepper from the "fundus"
 - Connect angiocath to suction/smoke evac. tubing



5. Cover the model with skin



6. Using a sheath, introduce the scope inside the pepper which will represent the cavity of the uterus